


# UNIVERSITA' DEGLI STUDI DI PALERMO

Corso di Laurea in Educatore della Prima Infanzia

Buttitta  
Antonia

A.A. 2006/2007







# La comptine des couleurs

Un mondo di colori  
per liberare l'immaginazione



(Antoine de La Garanderie)



L'esperienza  
presso l'asilo nido comunale  
Giovanni Santangelo  
di Palermo





Prima  
fase





- Messa in progetto:  
vedere l'album per  
comprendere i  
colori.

- Mise en projet on  
voit l'album pour  
comprendre les  
couleurs.



# Seconda fase




- L'educatrice dice i colori (blu, giallo e rosso) in italiano e dopo in francese.

- L'éducatrice dit les couleurs (bleu, jaune et rouge) en italien et depuis en français.



Terza  
fase









- L'éducatrice sollicite le geste d'attention et de mémorisation, en utilisant des images.

- L'educatrice sollecita i gesti d'attenzione e di memorizzazione, utilizzando le immagini.




# Quarta fase





- Ogni bambino costruisce a suo ritmo le sue vocazioni visive e audio verbali (commento interiore).



- Chaque enfant construit à son rythme, ses évocations visuelles et audio - verbales (commentaire intérieurs).



# Quinta fase





- Evocazione guidata dell'educatrice e dialogo pedagogico quando sono chiamati a ricordare la filastrocca dei colori e il gioco del sacchetto.

- Evocation guidée par l'éducatrice et dialogue pédagogique quand ils sont appelés à se rappeler à travers la comptine des couleurs et le jeu du sachet.



# L'esperienza fatta

